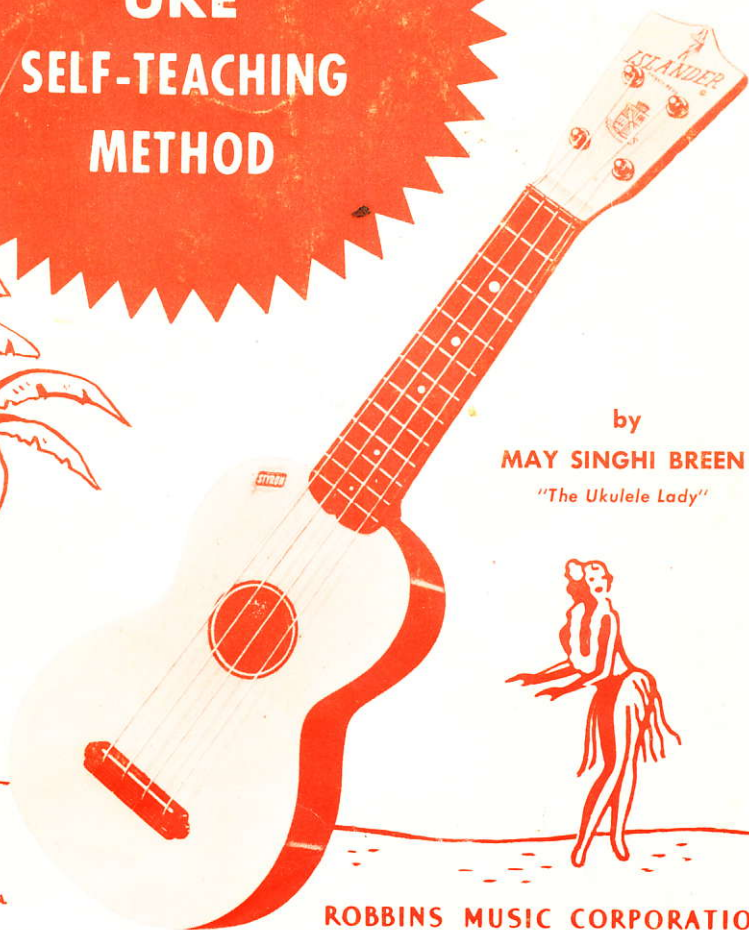


ISLANDER

UKE

SELF-TEACHING METHOD



by
MAY SINGHI BREEN

"The Ukulele Lady"



PRICE **50¢**
IN U.S.A.

ROBBINS MUSIC CORPORATION
799 SEVENTH AVENUE NEW YORK

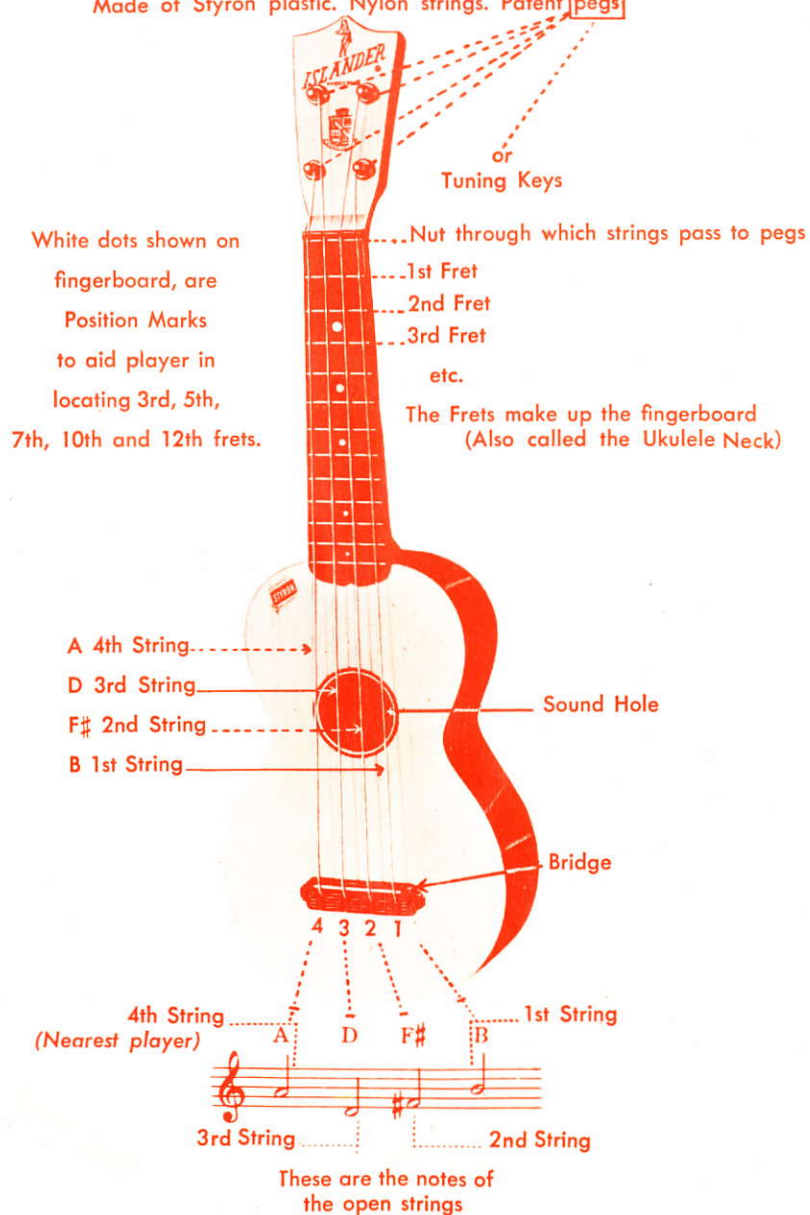


Published exclusively for:

FRENCH AMERICAN REED MFG. CO., INC.
3050 Webster Ave. New York 67, N. Y.

ISLANDER UKE

A full size, professional instrument with perfect pitch, mellow, penetrating tone, precision fingerboard. Made of Styron plastic. Nylon strings. Patent **pegs**



ISLANDER UKE

SELF-TEACHING METHOD

By MAY SINGHI BREEN

"THE UKULELE LADY"

CONTENTS

	Page
ISLANDER UKE	Inside Front Cover
HOW TO TUNE THE UKULELE	2
HOW TO HOLD THE UKULELE	2
HOW TO READ THE UKULELE DIAGRAMS	3
FINGERING	3
STRUMMING	3
FINGERING ILLUSTRATIONS	4
FUNDAMENTAL CHORDS IN MAJOR & MINOR KEYS	5
UKULELE CHORDS	6
HINKY DINKY PARLEY-VOO	7
HAPPY BIRTHDAY	7
OH! DEM GOLDEN SLIPPERS	8
OH, MY DARLING CLEMENTINE	9
MARY HAD A YELLOW CAT	10
COMIN' THROUGH THE RYE	10
MY OLD KENTUCKY HOME	11
AULD LANG SYNE	11
CARRY ME BACK TO OLD VIRGINNY	12
OLD BLACK JOE	12
MY SWEETHEART'S THE MAN IN THE MOON	13
HOME ON THE RANGE (Vocal)	14
GOOD NIGHT LADIES	14
HOME ON THE RANGE (Ukulele Solo)	15

COPYRIGHT 1950

ROBBINS MUSIC CORPORATION

799 SEVENTH AVENUE • NEW YORK

International Copyright Secured
All Rights Reserved

Made in U.S.A.

HOW TO TUNE THE UKULELE

(See inside front cover for standard tuning and how to tune the Ukulele if a piano is available)

PEGS: If pegs are too tight or slip, you can regulate them by loosening or tightening the screws at the bottom. Once regulated and after a little use, they will remain set.

UKULELE TUNER

Pitch Pipe Tuners are available in standard tuning. They are usually marked with the letters A D F# B. Always remember that A is the 4th string (nearest the player).

WITHOUT PIANO OR TUNER

Sing a major scale and tune the 3rd string, (which has the lowest sound) to "DO."

DO - RE - MI - FA - SOL - LA - SI - DO
 (3rd string) (2nd string) (4th string) (1st string)

HOW TO HOLD THE UKULELE

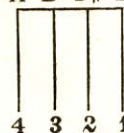
Press the body of the Ukulele against your body with your right forearm.



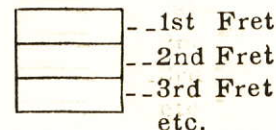
Notice left hand. Wrist forward and relaxed. Do not show left thumb. Balance Ukulele with it.

HOW TO READ THE UKULELE DIAGRAMS

A D F# B



Vertical lines indicate strings:



Horizontal lines indicate frets: Each fret has a value of $\frac{1}{2}$ tone or $\frac{1}{2}$ step.

A black dot (•) with a number next to it is used to indicate the string and fret to be pressed. The number indicates which finger of the left hand to use. If there is no dot on the string, then that string is to be played open.



1 Press the first string at the first fret with the first finger of the left hand.

FINGERING

FINGERS will be referred to by numbers.

LEFT HAND



RIGHT HAND



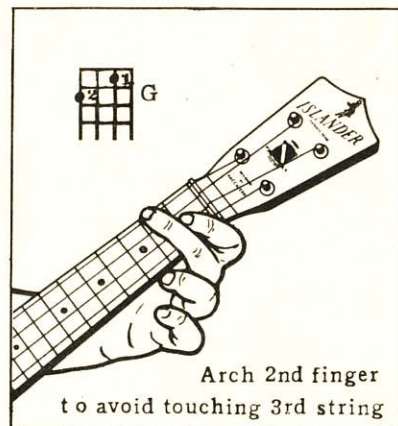
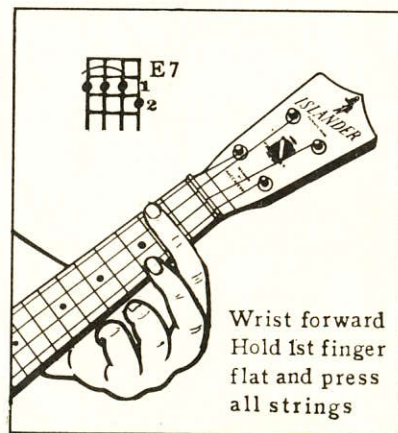
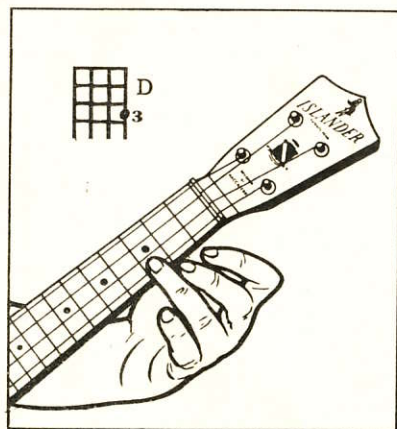
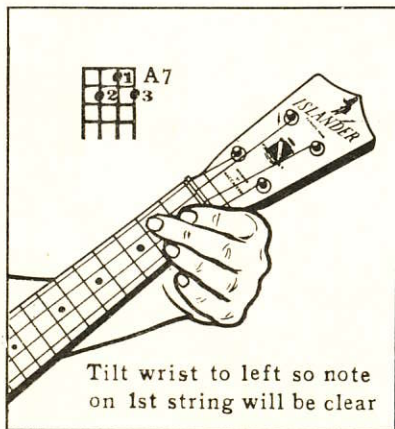
STRUMMING

The common stroke is the most popular. Strike downward over all the strings, going down with the back of the nail of the first finger of the right hand, and bringing it back up with the fleshy part of the fingertip. *Keep wrist flexible.* Striking down, up over the strings comprises one beat.

Playing with a Felt Pick

Hold the pick between the thumb and 1st finger of the right hand and strum in the same manner as you would with your finger.

Study These Illustrations

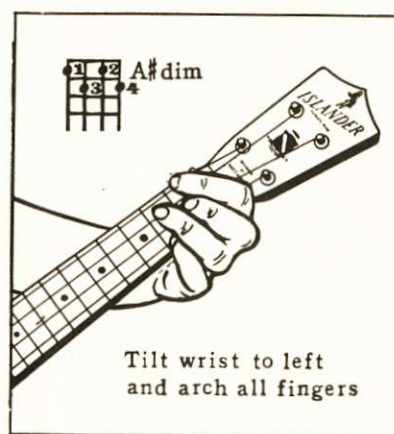
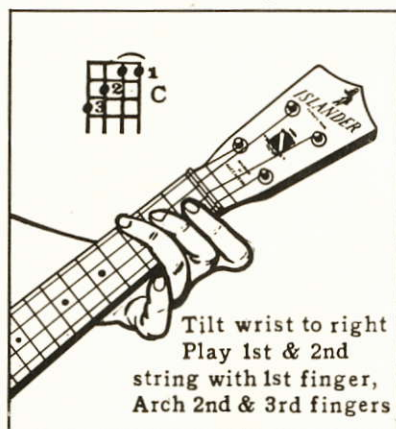


Fundamental Chords in Major and Minor Keys

Key of G major			Key of D major			Key of A major		
G	C ⁴	G	D	G	D	A	D	A
Key of E minor			Key of B minor			Key of F# minor		
Em	Am	B7	Em	(G ^b) F#7	Bm	(G ^b) F#m	(D ^b) C#7	(G ^b) F#m

Where more than one string is pressed with one finger a bracket is used to indicate it: —

Study These Illustrations



Summary of the most important chords and the correct fingering.
The name of each chord is under the diagram m stands for minor.

A	A7	Am	B \flat	B \flat 7	B \flat m	B	Bm	B7
C	C7	Cm	C \sharp	C \sharp 7	C \sharp m	D	D7	Dm
E \flat	E \flat 7	E \flat m	E	E7	Em	F	F7	Fm
F \sharp	F \sharp 7	F \sharp m	G	G7	Gm	A \flat	A \flat 7	A \flat m
G \sharp aug	Aaug	B \flat aug	A \dim	A $\sharp\dim$	B \dim			

(diminished)

Hinky Dinky Parley-voo

Mad - e - moi-selle from Ar - men-tieres, Par - ley - voo

Mad - e - moi-selle from Ar - men-tieres, Par - ley - voo - Oh

Mad - e - moi-selle from Ar - men-tieres, She's just six-teen plus

for - ty years Hin - key Din - key Par - ley - voo.

Copyright 1950 Robbins Music Corporation, New York, N.Y.

Happy Birthday

Words by GENE BARRY
Brightly

Music by MILDRED J. HILL

Hap - py Birth day to you, Hap - py

Birth - day to you, Hap - py Birth - day, dear

* , Hap - py Birth - day to you!

* Insert the name of the one celebrating

Copyright 1950 Robbins Music Corporation, New York, N. Y.

Oh! Dem Golden Slippers

Chorus, Lively J. A. BLAND.

Oh! Dem Gold - en Slip - pers! Oh! Dem

Gold - en Slip - pers! Gold - en slip - pers I'm

gon - na wear be - cause dey look so neat.

Oh! Dem Gold - en Slip - pers! Oh! Dem

Gold - en Slip - pers! Gold - en slip - pers I'm

gon - na wear, to walk de gold - en street.

Chords: G, C, D7, G

Oh, My Darling Clementine

Moderately P. MONTROSE

In a cav - ern, in a can - yon, Ex - ca -
Light she was and like a fair - y And her

vat - ing for a mine, Dwelt a min - er, for - ty
shoes were num - ber nine, Her - ring box - es, with - out

nin - er, And his daugh - ter Cle - men - tine.
top - ses San - dals were for Cle - men - tine.

Chorus

Oh my dar - ling, Oh my dar - ling, Oh My

Dar - ling Cle - men - tine, You are lost and gone for -

ev - er, Dread - ful sor - ry, Cle - men - tine.

Chords: A, E7, A

Mary Had A Yellow Cat

(TUNE-Mary Had A Little Lamb)

Oh Ma-ry had a yel-low cat, yel-low cat, yel-low cat
And ev-'ry where that Ma-ry went, Ma-ry went, Ma-ry went

Ma-ry had a yel-low cat the boys all loved it so.
Ev-'ry where that Ma-ry went the cat was sure to go.

Extra Verses

She brought it on a boat one day, boat one day, boat one day
She brought it on a boat one day, and took it for a sail

Every time the boat would sway, boat would sway, boat would sway
Every time the boat would sway, the boys would grab her tail

When I said they grabbed her tail, grabbed her tail, grabbed her tail
When I said they grabbed her tail, I meant the yellow cat.

Copyright 1950 Robbins Music Corporation, New York, N. Y.

To the tune Comin' Through The Rye

On mules we find 2 legs be-hind and 2 we find be-fore. We

stand be-hind, be-fore we find what the 2 be-hind be for.

Copyright 1950 Robbins Music Corporation, New York, N. Y.

My Old Kentucky Home

Key of G

Weep no more, my lady, Oh, weep no more to-day,

We will sing one song for the old Kentucky Home,

For the old Kentucky Home, far away.

Copyright 1950 Robbins Music Corporation, New York, N. Y.

Auld Lang Syne

Key of D

Should auld ac-quaint-ance be for-got, And nev-er brought to mind?

Should auld ac-quaint-ance be for-got, And days of Auld Lang Syne.

For Auld Lang Syne, my dear, For Auld Lang Syne,

We'll tak' a cup o' kind-ness yet, For Auld Lang Syne.

Copyright 1950 Robbins Music Corporation, New York, N. Y.

Carry Me Back To Old Virginny

Car - ry Me Back To Old Vir - gin - ny; There's where the
 cot - ton and the corn and ta - toes grow, There's where the birds war - ble
 Sweet - ly in the springtime; There's where this old darkey's heart a - long to go.

Copyright 1950 Robbins Music Corporation, New York, N. Y.

Old Black Joe

Key of D

Gone are the days when my heart was young and gay,
 Gone are my friends from the cotton fields away;
 Gone from the earth to a better land I know
 I hear their gen - tle voi - ces call - ing "Old Black Joe,"
 I'm com - ing, I'm com - ing, For my head is bend - ing low;
 I hear those gen - tle voi - ces call - ing "Old Black Joe."

Copyright 1950 Robbins Music Corporation, New York, N. Y.

My Sweetheart's The Man In The Moon

JAMES THORNTON

My Sweet - heart's The Man In The Moon — I'm
 go - ing to mar - ry him soon — 'Twould fill me with
 bliss Just to give him one kiss, But I know that a
 doz - en I nev - er would miss I'll go up in a
 great big bal - loon — And see my sweet - heart in the
 moon; — Then be - hind a dark cloud where no one is al -
 lowed I'll make love to the man in the moon. —

Copyright 1950 Robbins Music Corporation, New York, N. Y.

Home On The Range

Refrain

Home, home on the range — Where the
 deer and the an - te - lope play; — Where
 nev - er is heard a dis - cour - ag - ing word And the
 skies are not cloud - y all day.

Chords: G, D7, G, Em, A7, D7, G, C, Cm, G, D7, G

Copyright 1950 Robbins Music Corporation, New York, N. Y.

Good Night Ladies

Key of G

Good-Night Ladies, Good - Night Ladies,

Chords: G, D7

Good-night ladies, we're going to leave you now

Chords: G, C, G, D7, G

Merrily we roll along, roll along, roll along

Chords: G, D7, G

Merrily we roll along o'er the dark blue sea.

Chords: D7, G

Copyright 1950 Robbins Music Corporation, New York, N. Y.

Home On The Range

Ukulele Solo in Key of D Major

(Sounds 1 octave higher on Ukulele)

× means pick open string with thumb

Chords: G, D7, G, Em, A7, D7, G, C, Cm, G, D7, G


Fret numbers: 10, 7, 8, 7, 3, 4, 5, 7, 4, 5, 3, 4, 5, 7, 5, 8, 4, 5, 7, 5, 3, 4, 5, 7, 5, 8

*) No fingering is given here —
 The numbers to the left of diagram indicate which fret to press.

Copyright 1950 Robbins Music Corporation, New York, N. Y.

Every kid who reads the comics will want a

SPARKLE PLENTY ISLANDER UKETTE



Copyright 1950 Chicago Tribune




THE UKETTE IS THE FIRST REAL MUSICAL INSTRUMENT MADE ESPECIALLY FOR CHILDREN. HAS REAL UKULELE TONE. PERFECT PITCH. PRECISION FINGERBOARD. TWO-TONE COLOR. NYLON STRINGS. PRECISION PEGS. SMOOTH, LAVISH FINISH. COMPLETE WITH PLASTIC BAG, FELT PICK AND SPARKLE PLENTY INSTRUCTION BOOK

FRENCH AMERICAN REEDS MFG. CO., Inc.
3050 Webster Avenue • New York 67, N. Y.

The Famous ISLANDER UKE

Praised
by
**ARTHUR
GODFREY**

Designed by
MACCAFERRI



The Islander uke is a full size professional instrument. Made of Styron, a highly resonating DOW plastic. Has mellow, penetrating tone, perfect pitch, precision fingerboard, easy to play. Beautiful Rosewood grain and Ivory finish. Nylon strings. Patent pegs. It is the greatest value ever offered in a musical instrument.

Complete with plastic bag, easy instruction book, and pick

FRENCH AMERICAN REEDS MFG. CO., Inc.
3050 Webster Avenue, New York 67, N. Y.

A COMPLETE METHOD FOR THE UKULELE
Every Teacher And Student Should Have This Book

MAY SINGHI BREEN

(THE UKULELE LADY)

New Ukulele Method

FOR BEGINNERS AND ADVANCED STUDENTS



PRICE 75c • FOR SALE AT YOUR MUSIC STORE