

# The Famous ISLANDER UKE

Praised by ARTHUR GODFREY

The Islander uke is a full size professional instrument. Made of Styron, a highly resounding DOW plastic. Has mellow, penetrating tone, perfect pitch, precision fingerboard, easy to play. Beautiful Rosewood grain and Ivory finish. Nylon strings. Patent pegs. It is the greatest value ever offered in a musical instrument.

Designed by MACCAFERRI



**FRENCH AMERICAN REED MFG. CO., INC.**  
3050 Webster Ave. New York 67, N. Y.

## SONG BOOK

for the  
**ISLANDER UKE**


## CHORD MASTER



no lessons • no practice

**MANY POPULAR SONGS • PLAY AT ONCE**

Complete with plastic bag, easy instruction book, and pick



# THE ISLANDER UKE CHORD MASTER

## NO PRACTICE • PLAY AT ONCE

The Chord Master attachment makes it possible for you to immediately enjoy years of playing pleasure. It was designed by Mario Maccaferri, creator of the famous Islander Ukulele and the Sparkle Plenty Islander Ukette. The important advantage over all others is that it has engraved visible chord diagrams placed so you will have no difficulty in reading standard ukulele arrangements.

FIRST, tune your ukulele, following the simple instructions below, attach the Chord Master and play to your heart's content.

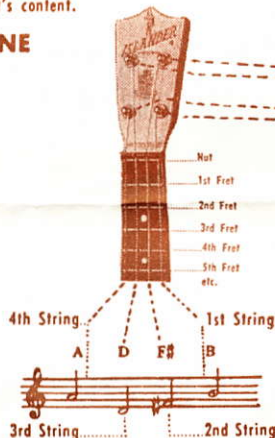
## HOW TO TUNE

Vertical lines indicate strings:



"A" is the 4th string (nearest the player)

## WITH PIANO OR UKE PITCH-PIPE TUNER



## WITHOUT PIANO OR TUNER


Sing a major scale and tune the 3rd string, (which has the lowest sound) to "DO."



Written and compiled by MAY SINGHI BREEN, "The Ukulele Lady"

© 1950 FARMCO

Printed in U.S.A.



Place **CHORD MASTER** over first 5 frets and nut as shown in figs. 1 & 2. Connect rubber bands and anchor in place as shown in figs. 3 & 4.

The Islander Uke Chord Master has an engraved visible chord diagram on every key as they appear in all printed ukulele music. It fits on all ukuleles of standard size. The Islander Uke Chord Master has soft plastic keys. They contact the strings gently and deliver a rich full tone. Keys are twist-proof and jam-proof.

You can play at once without practice or taking lessons. Here's how: The diagrams (and their chord names) under the words of the songs in this book are the ukulele chords you are to play by pressing the chord button so marked. With the first finger of the right hand strike down and up over all strings in rhythm with the melody until a new chord appears showing a change in harmony. You may also strum with a felt pick held between the thumb and first finger of the right hand.

Songs with these ukulele diagrams may be played with the **ISLANDER UKE CHORD MASTER**.



## COMBINATIONS

A dim.



Press D7 and B7 at the same time. You will produce the sound of A diminished.

Press D7 & E7 at the same time and you will produce the sound of G augmented which is indicated by this diagram on ukulele music,

G aug.





## HOW TO HOLD THE UKULELE WITH CHORD MASTER ATTACHED



Press the body of the ukulele against your body with your right forearm. Notice left hand. Wrist forward and relaxed.

## HOW DRY I AM (Key G)

How Dry I Am, How Dry I Am, nobody knows, How Dry I Am

G \_\_\_\_\_ D7 \_\_\_\_\_ G

When you start singing, press the G chord button with first finger of the left hand. Continue singing and strumming with right hand and change to the D7 chord button when you come to the word KNOWS — Keep strumming and singing until you come to the last word AM, then press G.

## HOME ON THE RANGE (Key D)

Home, Home On The Range—Where the deer and the antelope play

D \_\_\_\_\_ A7 \_\_\_\_\_ D \_\_\_\_\_ E7 \_\_\_\_\_ A7

Where seldom is heard, a discouraging word

\_\_\_\_\_ D \_\_\_\_\_ D7 \_\_\_\_\_ G \_\_\_\_\_

And the skies are not cloudy all day.

\_\_\_\_\_ D \_\_\_\_\_ A7 \_\_\_\_\_ D

## NELLIE WAS A LADY (Key D)

Nellie Was A Lady, Last night she died

D \_\_\_\_\_ G \_\_\_\_\_ E7 \_\_\_\_\_ A7

Toll the bell for lovely Nell, My dark Virginny bride.

D \_\_\_\_\_ D7 \_\_\_\_\_ G \_\_\_\_\_ D \_\_\_\_\_ A7 \_\_\_\_\_ D

## THE BOWERY (Key G)

The Bowery, The Bowery, They say such things and they do such things

\_\_\_\_\_ G \_\_\_\_\_ D7 \_\_\_\_\_ G \_\_\_\_\_ D7 \_\_\_\_\_

The Bowery, The Bowery, I'll never go there anymore.

\_\_\_\_\_ G \_\_\_\_\_ D7 \_\_\_\_\_ G

# FOR HE'S A JOLLY GOOD FELLOW (Key D)

For He's A Jolly Good Fel---low

\_\_\_ D \_\_\_ G \_\_\_ D

He's a jolly good fellow

A7 \_\_\_ D \_

He's a jolly good fellow

\_\_\_ D7 \_\_\_ G \_

Nobody can deny.

A7 \_\_\_ D

# WAIT FOR THE WAGON (Key D)

CHORUS:

Wait For The Wagon, Wait For The Wagon

D \_\_\_ E7 \_\_\_ A7

Wait For The Wagon and we'll all take a ride.

D \_\_\_ E7 A7 \_ D

# ROCK-A-BYE BABY (Key D)

Rock-a-Bye baby, On the tree-top

D \_\_\_ A7

When the wind blows the cradle will rock;

\_\_\_ D \_ G \_ D

When the bough breaks, The cradle will fall,

\_\_\_ D7 \_\_\_ G

Down will come baby cradle and all.

\_\_\_ D \_ E7 \_\_\_ A7 \_ D

# POP GOES THE WEASEL (Key D)

All around the chicken coop Possum chased the weasel,

D \_ A7 \_\_\_ D \_\_\_ A7 \_\_\_ D \_

That's the way the money goes,

\_\_\_ A7 \_\_\_ D \_

Pop Goes The Weasel.

G A7 \_\_\_ D \_

# IN THE EVENING BY THE MOONLIGHT (Key D)

In The Ev'ning By The Moonlight

D \_\_\_\_\_ D7 \_\_\_\_\_

You could hear those darkies singing

\_\_\_\_\_ G \_\_\_\_\_ D \_\_\_\_\_

In The Ev'ning By The Moonlight

You could hear those banjos ringing

\_\_\_\_\_ E7 \_\_\_\_\_ A7 \_\_\_\_\_

How the old folks would enjoy it

\_\_\_\_\_ D \_\_\_\_\_ D7 \_\_\_\_\_

They would sit all night and listen

\_\_\_\_\_ G \_\_\_\_\_ D \_\_\_\_\_

As we sang In The Ev'ning By The Moonlight.

\_\_\_\_\_ B7 \_\_\_\_\_ E7 \_\_\_\_\_ A7 \_\_\_\_\_ D \_\_\_\_\_

## DEEP RIVER (Key D)

Deep River, My home is over Jordan

D \_\_\_\_\_ G \_\_\_\_\_ D \_\_\_\_\_ G \_\_\_\_\_ D \_\_\_\_\_

Deep River, Lord, I want to cross

D \_\_\_\_\_ G \_\_\_\_\_ D \_\_\_\_\_ D7 \_\_\_\_\_

over into camp ground.

G \_\_\_\_\_ A7 \_\_\_\_\_ D \_\_\_\_\_

# I WAS SEEING NELLIE HOME (Key D)

I Was Seeing Nellie Home, I Was Seeing Nellie Home

D \_\_\_\_\_ G \_\_\_\_\_ D \_\_\_\_\_ G \_\_\_\_\_ D \_\_\_\_\_

It was from Aunt Dinah's quilting party, I Was Seeing Nellie Home.

\_\_\_\_\_ D7 \_\_\_\_\_ G \_\_\_\_\_ A7 \_\_\_\_\_ D \_\_\_\_\_

## THREE BLIND MICE (Key G)

Three Blind Mice, Three Blind Mice, see how they run!

D \_\_\_\_\_ A7 \_\_\_\_\_ D \_\_\_\_\_ A7 \_\_\_\_\_ D \_\_\_\_\_ A7 \_\_\_\_\_ D \_\_\_\_\_

See how they run! They all ran after the farmer's wife,

\_\_\_\_\_ A7 \_\_\_\_\_ D \_\_\_\_\_ A7 \_\_\_\_\_ D \_\_\_\_\_

She cut off their tails with a carving knife

\_\_\_\_\_ A7 \_\_\_\_\_ D \_\_\_\_\_

Did ever you see such a sight in your life, as Three Blind Mice?

\_\_\_\_\_ A7 \_\_\_\_\_ D \_\_\_\_\_ A7 \_\_\_\_\_ D \_\_\_\_\_

## OLD FOLKS AT HOME (Key D)

CHORUS:

All de world am sad and dreary, Ev'rywhere I roam - - - - -

A7 \_\_\_\_\_ D \_\_\_\_\_ D7 \_\_\_\_\_ G \_\_\_\_\_ D \_\_\_\_\_ A dim. \_\_\_\_\_ A7 \_\_\_\_\_  
1 \_\_\_\_\_ 1 \_\_\_\_\_ 2 beats

Oh! darkies how my heart grows weary,

D \_\_\_\_\_ A7 \_\_\_\_\_ D \_\_\_\_\_ G \_\_\_\_\_

Far from de Old Folks At Home.

D \_\_\_\_\_ A7 \_\_\_\_\_ D \_\_\_\_\_

# HAND ME DOWN MY WALKIN' CANE (Key D)

Hand Me Down My Walkin' Cane, Hand Me Down My Walkin' Cane

\_\_\_\_\_  \_\_\_\_\_  \_\_\_\_\_  \_\_\_\_\_  \_\_\_\_\_  \_\_\_\_\_

Oh! Hand Me Down My Walkin' Cane, gonna leave on that

\_\_\_\_\_  \_\_\_\_\_  \_\_\_\_\_

midnight train, 'Cause all my sins are taken away.

\_\_\_\_\_  \_\_\_\_\_  \_\_\_\_\_

# I'VE BEEN WUKKIN' ON DE RAILROAD (Key D)

I've Been Wukkin' On De Railroad, all de livelong day

 \_\_\_\_\_  \_\_\_\_\_  \_\_\_\_\_

I've Been Wukkin' On De Railroad, just to pass de time away

\_\_\_\_\_  \_\_\_\_\_  \_\_\_\_\_

Doan' yo' hear de whistles blowin', rise up early in de morn

\_\_\_\_\_  \_\_\_\_\_  \_\_\_\_\_  \_\_\_\_\_

Doan' yo' hear de capt'n shoutin', Dinah blow yo' horn.

 \_\_\_\_\_  \_\_\_\_\_  \_\_\_\_\_  \_\_\_\_\_

# WHERE IS MY LITTLE DOG GONE? (Key G)

Oh Where oh Where Is My Little Dog Gone

\_\_\_\_\_  \_\_\_\_\_  \_\_\_\_\_

Oh where oh where can he be? With his ears cut short,

\_\_\_\_\_  \_\_\_\_\_

And his tail cut long, oh where oh where can he be?

\_\_\_\_\_  \_\_\_\_\_  \_\_\_\_\_

# SILENT NIGHT (Key D)

Silent Night, Holy Night, All is calm, All is bright

 \_\_\_\_\_  \_\_\_\_\_  \_\_\_\_\_

Round yon Virgin Mother and Child, Holy Infant so tender and mild

 \_\_\_\_\_  \_\_\_\_\_  \_\_\_\_\_  \_\_\_\_\_

Sleep in heavenly peace, Sleep in heavenly peace.

 \_\_\_\_\_  \_\_\_\_\_  \_\_\_\_\_  \_\_\_\_\_

# NEARER MY GOD TO THEE (Key D)

Nearer, My God To Thee, Nearer To Thee!

 \_\_\_\_\_  \_\_\_\_\_  \_\_\_\_\_  \_\_\_\_\_

E'en tho' it be a cross that raiseth me

 \_\_\_\_\_  \_\_\_\_\_  \_\_\_\_\_  \_\_\_\_\_  \_\_\_\_\_

Still all my song shall be, Nearer My God To Thee

   \_\_\_\_\_    \_\_\_\_\_

Nearer, My God To Thee, Near-er to thee.

 \_\_\_\_\_  \_\_\_\_\_  \_\_\_\_\_  \_\_\_\_\_  \_\_\_\_\_

# NOBODY KNOWS THE TROUBLE I'VE SEEN (Key G)

Oh, Nobody Knows The Trouble I've Seen, oh, nobody knows but Jesus

\_\_\_\_\_  \_\_\_\_\_   \_\_\_\_\_  \_\_\_\_\_

Oh, Nobody Knows The Trouble I've Seen, Glory Halle-lujah!

\_\_\_\_\_  \_\_\_\_\_   \_\_\_\_\_   \_\_\_\_\_  \_\_\_\_\_  \_\_\_\_\_

# LOCH LOMAND (Key D)

Oh! Ye'll take the high road and I'll take the low road  
 D G D

And I'll be in Scotland afore ye,  
 G D

But me and my true love will never meet again  
 G D G

On the bonnie bonnie banks of Loch Lomond.  
 A7 D G D A7 D

## LONG, LONG AGO (Key G)

Tell me the tales that to me were so dear,  
 G D7 G

Long, Long Ago, Long Long Ago  
 D7 G

Sing me the songs I delighted to hear  
 D7 G

Long, Long Ago, long ago.  
 D7 G

Now you are come all my grief is removed  
 D7 G

Let me forget that so long you have roved  
 D7 G

Let me believe that you love as you loved  
 D7 G

Long, Long Ago, long ago.  
 D7 G

# JACK AND JILL (Key D)

Jack And Jill went up the hill to fetch a pail of water  
 D G D G D

Jack fell down and broke his crown and Jill came tumbling after.  
 A7 D A7 D

## RED RIVER VALLEY (Key D)

### CHORUS:

Then come sit here awhile 'ere you leave us,  
 D G

Do not hasten to bid us adieu  
 D A7

Just remember the Red River Valley  
 D D7 G

And the cowboy who loved you so true.  
 D A7 D

## ALOHA OE (Key D)

### CHORUS: (Farewell To Thee)


Farewell To Thee, Farewell To Thee  
 G D

Thou charming one who dwells among the bow-ers  
 A7 D D7

One fond embrace, before I now depart  
 G D

Until we meet again.  
 A7 D





Now that you enjoy playing the ukulele with ISLANDER UKE CHORD MASTER you can quickly become an accomplished uke player by following the easy-to-follow illustrated instructions appearing in the May Singhi Breen "NEW UKULELE METHOD" published by ROBBINS MUSIC CORP., and available at your favorite music store.

Every Kid who reads the comics will want a



# SPARKLE PLENTY

©1950 Chicago Tribune

## ISLANDER UKETTE

The Ukette is the first real musical instrument made especially for children. Has real Ukulele tone. Perfect pitch. Precision fingerboard. Two-tone color. Nylon strings. Precision Pegs. Smooth, lavish finish. Complete with plastic bag, felt pick and Sparkle Plenty Instruction Book.



This 36 page color book contains Sparkle Plenty's own self-teaching ukulele method. It contains many illustrated children's songs.



**FRENCH AMERICAN REED MFG. CO., INC.**  
3050 Webster Ave. New York 67, N. Y.